

D.A.V. PUBLIC SCHOOL, KAILASH HILLS
SUMMER BREAK HOLIDAY HOMEWORK
CLASS PRE-PRIMARY (Session 2023-24)



Summer, Summer

Time for fun

We run all day

In the hot, hot sun.

Summer, Summer

Jump in the pool

Eat a lot of ice cream

To keep cool.

Dear Parent,

We wish you and your child a very happy Summer Holidays. It's time to enjoy and create a bond with family, friends and relatives. To utilize this time in the most constructive way, we have prepared Summer Fun Activities for our tiny tots on the principle of 'learning by doing' for her/his holistic development.



Summer Break : - 20.05.2023 till 02.07.2023

Parental Supervision

Dear Parents,

“Despite the hot Sun, we can still have a lot of fun, so vacation is here for a sweet retreat”. Here are some Summer Fun Activities designed at ASN to enhance the child’s creativity and innovation for progressive learning.

Help your child to do it :

- **Morning Blessings:** Help your child inculcate good habits like doing ‘Surya Pranam’ & encourage her/him to greet all elders in the morning. If possible, visit a place where the child can get close to the nature.

- **Fun in Knowing:** Tell the child about your childhood, share incidents from the past and show her/him old family albums. This will strengthen the bond between you and your child.

- **Fun with Books:** Read English and Hindi stories to your child with morals and colourful illustrations.

- **Fun with family:** Make use of these holidays and spend quality time together as a family and make your child feel special.

- **Fun with Parents:**

- *Cook dinner together. Show your child how to measure 1 cup, 1/2, 1 teaspoon etc. Start naming the food groups when you serve them.

- *Go shopping together. Tell your child about the difference between a market and mall, about the things, items and material purchased from there.

- * Let your child help in your household chores like cleaning windows, dusting and many more.

- *Walk together and talk to your child about what she/he likes, dislikes and why?

- *Help your child to memorize the home address and your phone numbers too.

HOLIDAYS.... FUN TIME..... PARTY TIME !!!!

NOTE: Please send all the worksheets and scrapbook in a properly labelled clear bag. Once the holiday homework is sent back, please preserve the activities and scrapbook in the profile folder of your ward.

ENGLISH

1. Story Reading is Fun:--

‘Books Can Be Our Best Friends’

Reading story books enhances Language and Vocabulary development. Make bed time reading a regular practice with your child (with pictures and large text). After reading stories ask questions like “Did you like the Story?” “Who was your favourite character in the Story?” etc.

Suggested Story Book Series: ---Pepper, Noddy, Bubbles, Panchatantra Tales.

Encourage your child to read three or four lettered words from the above mentioned books.

2. **Rhyme Time:** Learn any one rhyme related to “Summers” to be recited after summer vacations.
3. Listen any 2 – 3 “**Grandma Tales**” from your Grandparents and learn any 1 of them.
4. **My VOWEL Cards:** Make **5 flash cards separately each for 5 vowels sounds “a, e, i, o, u” (on half of colourful A4 size sheet)** with the help of family words like –ap, at, en, ed, ig, ip, og, ot, un, um, etc. (Refer **My English Reader Book**). Mention the name of your ward at the back of the flash cards. Also **please laminate the flashcards.** For reference---



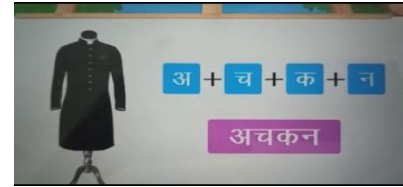
5. Take out the printouts for the “**Worksheets 1,2 and 3**” and let the child practice it.
6. Please make the children practice **phonic sounds** for alphabets a to z. Document shared. (Worksheet – 7)
7. **Note:** Practice writing Capital and Small Aa to Zz properly in lines in a separate **3-in-1 notebook (buy from outside)**. Also **make your ward practice writing their names 5 times a day** in the same notebook.

HINDI

आओ सीखें क, ख, ग

१. व्यंजन क से ह तक और स्वर अ से अः प्रतिदिन लिखने का अभ्यास करवायें। (in 3-in-1 notebook).
२. दादी नानी की कहानियाँ-- कोई भी दो-तीन कहानियाँ अपनी प्रिय दादी और नानी से सुन कर किसी भी एक कहानी को याद करें और उसका मौखिक उच्चारण कक्षा में करवाने का अध्ययन करवायें (with props). **Competition will be held after the vacations.**
३. मेरी प्रिय कविता--कोई भी (गर्मियों) से सम्बंधित कविता याद करें (with actions).
४. मेरी पिकचर बुकलेट-- **दो, तीन और चार अक्षर वाले शब्दों से संबंधित चित्र सहित (with pictures) फ्लैश कार्ड (flash card) 12cm x12cm का बनाए। (2 flash card each for two, three**

and four letter words). Please laminate the same. Write the name of your ward at the back of the flash card. जैसे कि--



५. Do worksheet no.-- 4.

MATHS

1. **Colourful number names:** Make a **colorful and beautiful chart** displaying **number names from 1 to 10 with their corresponding objects.** Write the name of your ward at the back of the chart.
2. Paste pictures of different objects in the **scrap book** showing **Pre-Number Concepts (big/small, tall/short, long/ short, heavy/light, more/less, fat/slim)** from newspapers, magazines, picture books, etc.
3. Practice writing of numbers 1 to 50 properly under TO (tens and ones) in 3-in-1 notebook.
4. Do worksheets no. –5 and 6.

E.V.S. (to be done in the scrap book)

1. **Visit any one** of the following places with your family. **Click pictures and paste it in the scrap book.**



Rail Museum

Red Fort (Lal Quila)

India Gate

Qutab Minar

2. Make **colourful stick puppets (2 of each topic)** of the below mentioned topics. **(Size should be half of A4 sheet).**

- a) Birds
- b) Our Helpers
- c) Means of transport (Land, Water, Air)
- d) Animals (Wild, Pet, Farm)

4. World Environment Day (5th June) : Every year World Environment Day is celebrated on 5th June to spread awareness, to encourage people to take action and to protect the environment.

The best air purifying plants include the spider plant, snake plant, devil's ivy, Chinese evergreen, peace lily, bamboo palm, dracaena, Barberton daisy, and weeping fig. Some of these houseplants are safe for cats and dogs and can grow indoors in low light settings such as bedrooms and bathrooms.

*** Activity : Grow air purifying plants in your house , take care of them during your vacations ,label the pot and bring it to school after vacations.**

Refer below for reference---



5. Father's Day:



“FATHER’S DAY” is celebrated on 18th June each year. This year too let’s all try to make this day special and memorable for him.

Put on your chef’s cap and get going in the kitchen. This mouthwatering drink might become your all-time favourite. **Let’s make a special drink for your dad and spend some time with him. Click pictures while preparing your drink and while surprising your father on “Father’s Day” and paste the same pictures in your scrap book.**

CHOCOLATE DESERT:

Kids will love getting their hands dirty with this fun homemade dessert activity.

INGREDIENTS:

- Wheat bread (crumbled)
- Chocolate sauce
- Sugar syrup
- Fresh cream
- Cherry (for garnishing)

METHOD:-

- ❖ Take a bowl and add wheat bread (crumbled) into it.
- ❖ Add some sugar syrup so that bread gets moist.
- ❖ Now add chocolate syrup and make a layer of it.
- ❖ Similarly, add fresh cream and make another layer of it.
- ❖ Repeat the steps and make alternate layers of wheat bread, fresh cream and chocolate syrup.
- ❖ Garnish it with cherry and refrigerate it for atleast 20 minutes. Serve it with love.



6. World Yoga DAY (21st June): Do different yoga asanas under the supervision of your parents on the occasion of World Yoga Day. **Click pictures and paste them in the Scrap Book.**



Lets Be Creative

Creative projects planned for you,
holder rings and faces too!
Let your little fingers create,
by yourself or with a mate!

Prepare these craft items and bring it to school after the vacations.

1. Make a **creative pen holder using waste plastic bottles and cardboard** as shown in the pictures. Try to make it beautiful using decorative material and bring it to school after the vacations. **Click pictures while making the same and paste it in the scrapbook.**



2. OLD PAPER CRAFT USING NEWSPAPER or FOIL AND TOILET ROLL: You can do any ONE from the below craft---

“Paper is one of the most recyclable material and it is one of the most reusable things”. To understand the concept of 3R’s to our little ones, let’s encourage them to come up with some innovative craft work using old newspaper, magazine paper, tissue paper etc. Below are few examples of how we can use old paper to make unique things like :- Bowl, Wall Hanging, Flowers, Vase etc. **Prepare any one item using the above things (something innovative).** Click pictures while making the same and paste it in the scrapbook.



OR

It is the time **to reuse foil or toilet rolls** and let's make some new attractive craft out of it. So, encourage your kids to come up with some innovative and creative ideas. Below are few examples of how we can reuse toilet and foil rolls to make unique things. **Click pictures while making the same and paste it in the scrapbook.**







NOTE:- You can add your creativity and come up with new ideas to make the project more attractive.



Vowel sound: a

Draw lines connecting the vowel sound **a** to the pictures that have the same sound in the middle.




Fill in the missing letter in each word.



c _ p



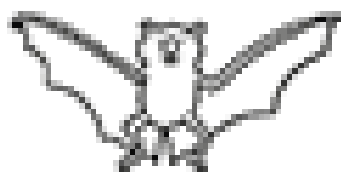
f _ n



b _ g



m _ p



b _ t



h _ nd

Worksheet – 2

Short Vowel Ee


CVC Words

Unscramble the letters to spell the name of each picture.



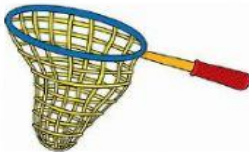
--	--	--

e	b	w
---	---	---



--	--	--

n	h	e
---	---	---



--	--	--

e	n	t
---	---	---



--	--	--

t	j	e
---	---	---



--	--	--

p	n	e
---	---	---



--	--	--

d	e	b
---	---	---

Name _____

Color by Word Family

-an



-og



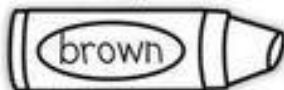
-ut



-en



-id



-it



Worksheet – 4

Class : _____

Date : _____

वर्णमाला अ से झ तक

वर्णमाला पूरी करें :-

अ _____ ई _____

ए _____ अं _____

क _____ ड _____

_____ छ ज _____ ञ

_____ ढ ण _____

त _____ न _____

प _____ _____

_____ व _____

श _____ _____



Worksheet – 5

- Write numbers 1 to 20.

Name : _____

Score : _____

Numbers 1 - 20




1	2	3	4	5
6	7	8	9	10
11	12	13	14	15
16	17	18	19	20



Name: _____

Counting Caterpillars

Fill in the missing numbers on the caterpillars by counting from 1 to 20



Phonic English words sound in Hindi

A	- ऐ	- APPLE	N	- न	- Nest
B	- ब	- Bat	O	- ओ	- Owl
C	- क	- Cat	P	- प	- Parrot
D	- ड	- Dog	Q	- क्व	- Queen
E	- ए	- Egg	R	- र	- Rat
F	- फ	- Fan	S	- स	- Sun
G	- ग	- Goat	T	- ट	- Tent
H	- ह	- Hen	U	- अ	- Umbrella
I	- इ	- Ice, Ink	V	- व	- Van
J	- ज	- Jug	W	- वाँ	- Web
K	- क	- Kangaroo	X	- क्स	- Box
L	- ल	- Lion	Y	- य	- Yak
M	- म	- Mango	Z	- ज़	- Zoo

